


## Verlauf Konzentration Chlorothalonil Metaboliten


### QWPW Krosenrain

	R417888	R471811	HW = 0.1 mikrogramm/Liter
17.09.2019	0.15		
14.10.2019	0.14		
25.03.2020	0.15	0.46	
26.05.2020	0.25	1.20	
11.08.2020	0.25	1.10	
03.11.2020	0.21	0.72	
09.02.2021	0.31	0.81	
10.05.2021	0.27	1.02	
04.08.2021	0.18	0.60	
01.11.2021	0.21	0.65	




### GWPW Maueracker

	R417888	R471811	HW = 0.1 mikrogramm/Liter
17.09.2019	0.16		
14.10.2019	0.099		
25.03.2020	0.11	0.77	
26.05.2020	0.16	1.10	
11.08.2020	0.11	0.84	
03.11.2020	0.12	0.74	
09.02.2021	0.13	0.90	
10.05.2021	0.13	0.84	
04.08.2021	0.063	0.45	
01.11.2021	0.11	0.51	

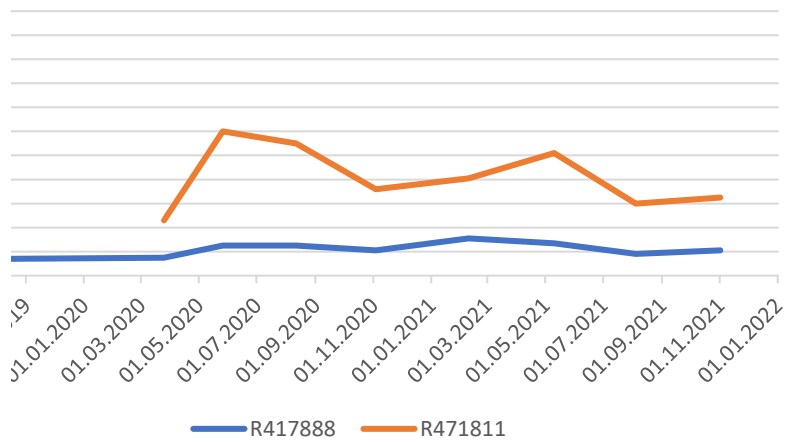


### GWPW Grien / Au

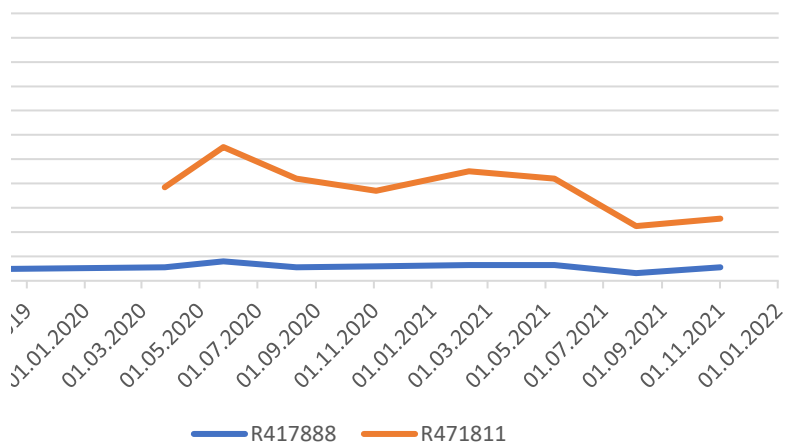
	R417888	R471811	HW = 0.1 mikrogramm/Liter
17.09.2019	0.11		
14.10.2019	0.15		
25.03.2020	0.094	1.60	
26.05.2020	0.20	2.20	
11.08.2020	0.16	0.94	
03.11.2020	0.16	0.54	
09.02.2021	0.15	0.91	
10.05.2021	0.11	0.78	
04.08.2021	0.069	0.48	
01.11.2021	0.12	0.47	



### QWPW Krosenrain



### GWPW Maueracker



### GWPW Grien / Au

